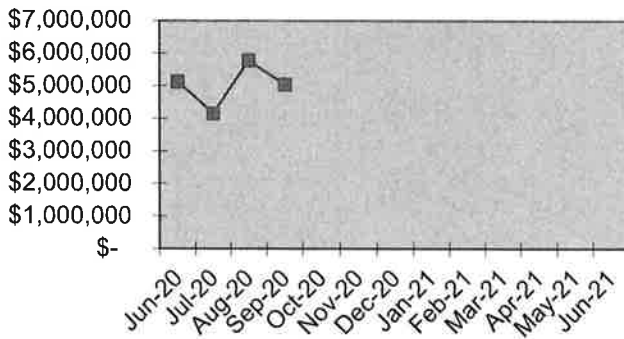


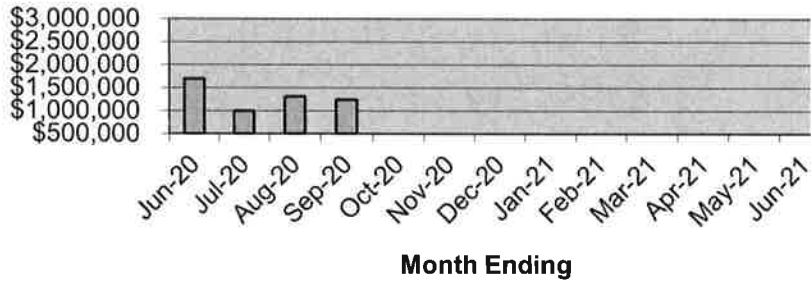
**River Valley School District  
Board Financial Report  
August 2020**

Month End Cash Balance	
	Actual
Jun-20	\$ 5,126,405
Jul-20	\$ 4,147,937
Aug-20	\$ 5,774,800
Sep-20	\$ 5,035,135
Oct-20	
Nov-20	
Dec-20	
Jan-21	
Feb-21	
Mar-21	
Apr-21	
May-21	
Jun-21	
Checks	
	\$ Amount
Jun-20	\$ 1,699,984
Jul-20	\$ 1,002,722
Aug-20	\$ 1,308,093
Sep-20	\$ 1,239,667
Oct-20	
Nov-20	
Dec-20	
Jan-21	
Feb-21	
Mar-21	
Apr-21	
May-21	
Jun-21	
Revenues	
	\$ Amount
Jun-20	\$ 1,785,663
Jul-20	\$ 212,483
Aug-20	\$ 3,134,936
Sep-20	\$ 782,662
Oct-20	
Nov-20	
Dec-20	
Jan-21	
Feb-21	
Mar-21	
Apr-21	
May-21	
Jun-21	

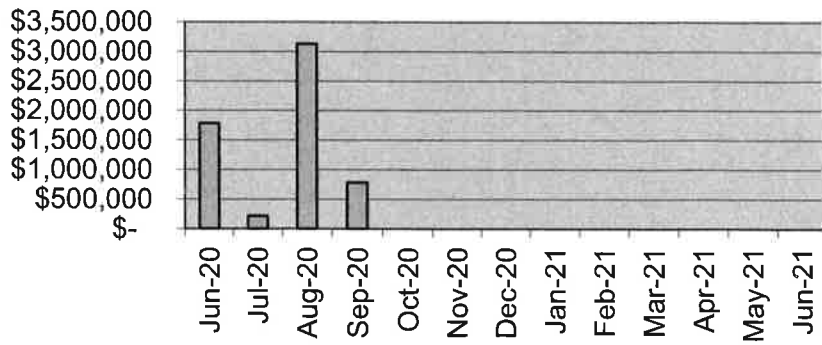
**Actual Cash Balance**



**Check Disbursements**



**Revenues**



**September 2020**

**The Peoples Community Bank**

Beginning Balance	\$ 5,336,007.43
ADD: Total Credits	\$ 390,818.21
LESS: Total Debits	\$ 1,607,127.73
	<u>\$ 4,119,697.91</u>

**Local Government Investment Pool**

#1 (general account)	\$ 915,437.06
#2 (fund 49 - building fund)	\$ 464,233.90
#3 (fund 39 - debt service)	\$ -
#4 (Misc. Project)	\$ -

Subtotal \$ 1,379,670.96

**LESS: Short term loan** \$ -

Ending Balance \$5,499,368.87